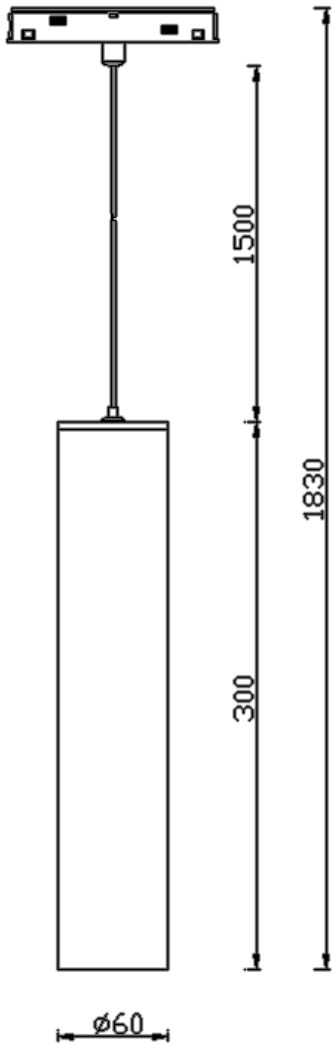












Scheme



Suspended tube

Item code	86.TL01.9310.01
Product type	Indoor
Category	Tracklights
Family	Magnetic Track
Subfamily	Suspended tube
Pictograms	<div><div></div><div></div><div></div><div></div><div></div><div></div><div></div><div></div></div>

Product	
Real power (W)	12
Real luminous flux (Lm)	1200lm
Luminous efficiency (Lm/W)	100
Beam angle (°)	15°
Chip Brand	EPISTAR
Control gear	DALI Tunable White Dim 0.1~100%
Average life time (h)	50000hrs L80 B10
Colour temperature (K)	3000
Colour consistency (SDCM)	SDCM<3
CRI	90